

## FMC-2000MS

Web Smart OAM Managed 100/1000Base-T to 100/1000Base-X SFP GbE Switch



5

The FMC-2000MS family are Web Smart OAM/IP managed Gigabit Ethernet 10/100/1000Base-T to 100/1000Base-X fiber Ethernet Switch/Converter, which provide simple control and setting function on each Ethernet port through in band network via a Web browser. The FMC-2000MS Ethernet Switch/Converter gives you the fiber cabling connector, SFP-LC. Both multi-mode and single mode models are available as well as BiDi which allows bi-directional transmissions using only a single fiber cable. Auto-negotiation will automatically tailor to convert both half-duplex and full-duplex signals, according to IEEE 802.3u standards. LED indicators signal the power status of the Switch, UTP port speed, Link, and duplex status, FX port Link and duplex status.

### Features

- 10/100/1000Base-T to 100/1000Base-X SFP Ethernet Switch
- Auto-Cross over for MDI/MDIX in TP port
- Auto-Negotiation or Manual mode in TP port
- Supports flow control Enable or Disable
- Supports Jumbo Frame 16K Packet
- Ingress/Egress Bandwidth control
- Supports IEEE 802.3ah OAM management
- Supports SNMPv1
- Digital Diagnostic (DOM) SFP Support
- Supports Store-and-Forward Switching
- Dying gasp (remote power failure detection)
- Supports Link Fault Pass-Through ( LFPT ) Function
- Supports Auto Laser Shutdown (ALS) Function
- USB console port and Web management on stand-alone
- Supports On-Line F/W upgrade (local) by the Web manager
- Supports 16 Tag VLAN Groups
- RMON counters
- May be concentrated into FMC-CH17chassis (Adapter Type only)
- May be used as a remote to FRM220-2000MS
- Wall-Mountable

### Standalone Option

#### Adapter Type



Dimension: 96.5×23×73.4mm(W×D×H)



DC Type  
(12V Power Jack)



▲ Module for FMC-CH17 Chassis

#### Power Built-in Type



Dimension: 135×23×73.4mm(W×D×H)



AC Type  
(100-240V)

### Specifications

<b>Optical Interface</b>	Connector	SFP LC
	Data rate	125/1250Mbps
	Duplex mode	Full duplex
	Fiber	MM 50/125µm, 62.5/125µm, SM 9/125µm
	Distance	MM 2km, SM 15/30km, WDM 20/40km
	Wavelength	MM 1310nm, SM 1310,1550nm
		WDM 1310Tx/1550Rx (Type A) 1550Tx/1310Rx (Type B)

5

<b>Electrical Interface</b>	Connector	RJ-45	
	Data rate	10Mbps, 100Mbps, 1000Mbps	
	Duplex mode	Half / Full duplex	
	Cable	10Base-T Cat.3, 4, 5, UTP	
		100Base-TX Cat.5, 5e or higher	
<b>Console Port</b>	USB Type C™		
<b>Standards</b>	IEEE 802.3, IEEE 802.3u IEEE 802.3ab, 802.3z, 802.1Q		
<b>Indications</b>	LED (Power, FX-Link, FX SPD, LAN Speed, LAN Link)		
<b>Power Input</b>	Adapter Type: DC 12V		
	Power Built-in Type: AC 100~240V		
<b>Power Consumption</b>	< 3W		
<b>Enclosure</b>	Plastic		
<b>Dimensions (W×D×H)</b>	Adapter Type:	96.5 × 23 × 73.4mm	
	Power Built-in Type :	135 × 23 × 73.4mm	
<b>Weight</b>	Adapter Type :	120g	
	Power Built-in Type :	140g	
<b>Temperature</b>	0 ~ 50°C (Operating), -10 ~ 70°C (Storage)		
<b>Humidity</b>	10 ~ 90% non-condensing		
<b>Certification</b>	CE, FCC		
<b>MTBF</b>	>65,000 hrs		

## Application

Figure 1: As a Remote to FRM220-2000MS




Figure 2: As Rack Module with Remote


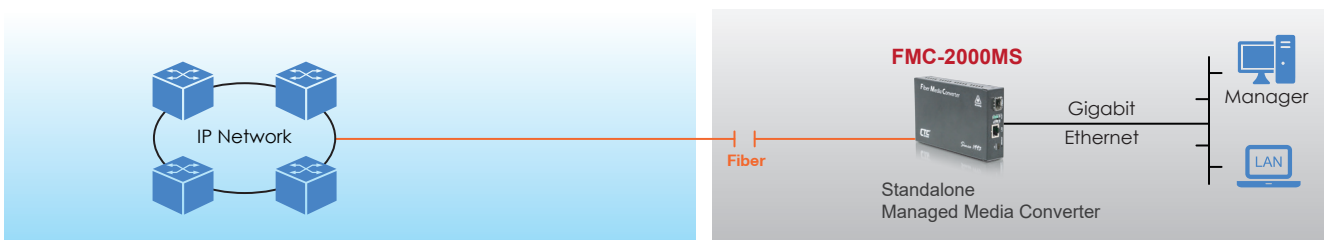


Figure 3: As Standalone Managed Converter



## Ordering Information

Model Name	Description
FMC-2000MS	10/100/1000Base-T to 100/1000Base-X SFP Web Smart managed Ethernet switch (optional SFP module) with adapter, plastic case
FMC-2000MS-AC	10/100/1000Base-T to 100/1000Base-X SFP Web Smart managed Ethernet switch (optional SFP module) with AC power, plastic case

## Optional Accessories

5

Model Name	Description
WMK01	Single unit wall mounting kit

■ Wall-Mounting Kit

